



Curriculum Vitae Of Dr. Harikumar R. Nair MD, MRCP (UK), DM, FRCP (Edin)

CONTACT

✉ harikumair@yahoo.co.in
anuhnair1@gmail.com

☎ +91 9744247367 / +91 7736007326

🌐 www.drharikumar.com
www.gastroliverclinickerala.com

36 years in Medical profession,
25 years of Gastroenterology & Hepatology practice,
2010 onwards serving as Liver transplant physician.

Index

1. Educational qualifications/training/
Certifications - (Page 2)
2. Articles published in peer
reviewed journals - (Page 3-7)
3. Areas of interest/Prjoects currently
working on - (Page 7)
4. Reviewer for Indexed Journals - (Page 8)
5. Linguistic proficiency - (Page 8)
6. Clinical Experience - (Page 8-9)
7. Procedural expertise -(Page 10-11)
8. Medical Licensure - (Page -11)
9. Membership in Professional bodies - (Page -11)
10. Abstracts presented in National &
International conferences -(Page 12-13)

EDUCATIONAL QUALIFICATIONS/TRAINING/CERTIFICATIONS


Degree	Institution	Year	Recognized by the Medical Council of India (MCI)	Indexed in The FAIMER International Medical Education Directory (IMED)
MBBS	Medical College Trivandrum, India	1990 - 1996	Yes	Yes
MD (Internal Medicine) (3 year residency Program)	Jawaharlal Institute of Postgraduate Medical Education and Research (JIPMER) Pondicherry, India	1997 - 2000	Yes	Yes
DM (Gastroenterology) (3 year fellowship Program)	Medical College Calicut, India	2001 - 2004	Yes	Yes
MRCP (UK)	The Royal college of Physicians (UK)	2009	Yes	-
FRCP (Edin)	The Royal College of Physicians of Edinburgh	2015	-	-


SUBSPECIALTY TRAINING

Subspecialty focus	Centre	Role	Period
Clinical Training in Hepatology, Liver transplantation & Multiorgan Transplant	University Health Network, Toronto, ON, Canada.	Clinical Fellow	2010 June - 2011 March
Clinical Training in Transplant Hepatology & Perioperative care	PENN Transplant Institute, University of Pennsylvania, PA, USA	Guest Observer	Oct. 7th 2014 – Nov. 6th 2014
Clinical training in Hepatic hemodynamics (HVP, T, T, T, T)	INSELSPITAL, University Hospital of Berne, Switzerland	Senior clinical fellow	Aug. 10th 2015- Feb. 26th 2016

PEER REVIEWED PUBLICATIONS (57)

1. Joseph A, Mathew S, **Nair HR**. Blood markers vs transient elastography for liver stiffness and steatosis in metabolic dysfunction-associated steatotic liver disease. *World Journal of Hepatology*. 2026 Jan 27;18(1).
2. Choudhury A, Kulkarni AV, Arora V et al. APASL-ACLF Research Consortium (AARC) for APASL-ACLF working party. Acute-on-chronic liver failure (ACLF): the 'Kyoto Consensus'-steps from Asia. *Hepatol Int*. 2025 Feb;19(1):1-69
3. **Nair H.**, & Joseph A. Yellow phosphorus poisoning: is preemptive PLEX therapy feasible?. *The Lancet regional health. Southeast Asia*, 2024;27, 100444.
4. Jacob J, Joseph A, **Nair HR**, Prasad GP, Kumar VV, Padmakumari LT. Steatosis, inflammation, fibroprogression, and cirrhosis in remnant liver post-liver donation. *JGH Open*. 2024 Aug;8(8).
5. Joseph A, Geevarghese P, Jacob J, **Nair H**. Dual Portal Hypertension in Hepatic Tuberculosis - *Portuguese Journal of Gastroenterology*. 2025 Mar 29;1-11
6. Varghese J, Joshi V, Bollipalli MK, Malleeswaran S, Patcha R, **Nair H**. Vij V, Sachan D, Subramanian P, Jain M, Venkataraman). Role of therapeutic plasma exchange in acute liver failure due to yellow phosphorus poisoning. *Indian J Gastroenterol*. 2020 Dec;39(6):544-549.
7. Lazar MV, Eapen M, **Nair HR**, Sigadt, Sopatakrishna R. Correlation' between insulin resistance and liver histology in patients with nonalcoholic steatohepatitis with and without obesity. *Indian J Gastroenterol*. 2020 Feb;39(1):42-49.
8. Nandish HK, Arun CS, **Harikumar R Nair**, Rajesh Gopalakrishna, Harishkumar, Rama P Venu. Adrenal insufficiency in decompensated cirrhosis patients without infection: Prevalence, predictors and impact on mortality. *J R Coll Physicians Edinb*. 2019 Jun;49(4)
9. **Nair H**, Berzigotti A, Bosch J. Emerging therapies for portal hypertension in cirrhosis. *Expert Opin Emerg Drugs*. 2016 Jun;21(2):167-81. doi: 10.1080/14728214.2016.1184647. Epub 2016 May 23.
10. **Hari A**, Nair HK, De Gottardi A, Baumgartner I, Dufour JF, Berzigotti A. Diagnostic hepatic haemodynamic techniques: safety and radiation exposure. *Liver Int*. 2016 Aug 6.
11. C. Mohan Shenoy, **Harikumar Nair**, Shine Sadasivan, Harishkumar. Insulin Resistance, Metabolic Syndrome and Hepatic Fibrosis and Their Association with Vaspin and Fibronectin in Chronic Hepatitis. *Endocrine Reviews*, Volume 38, (S) June 2017.

- 
12. Patil S, **Nair HR**, Krishna S, Kumar A, Pillai B, Venu RP, et al. Prevalence of HBV & HCV Infection and Adequacy of HBV Vaccination among Healthcare Workers - A Sero Epidemiological Survey and Knowledge, Attitude & Practice (KAP) Study. *KMJ*, 2016 Dec 30;9(4):139-42.
 13. Sagar Patil, Kayalvizhi Nagarajan, Mathew Vadukot, **Harikumar Nair**. Hepatic Osteodystrophy: Prevalence and Correlation with Aetiology and Functional Class. *J Clin Exp Hepatol*, June 2015 Vol 5, 52.
 14. **Nair HN**, Shyamsundar S, Menon A, Mumtaz K, Harishkumar K, Vallath B. Adrenal insufficiency in critically ill cirrhotic patients: Prevalence, risk factors and impact on mortality. *Hepatol*. 2014;60:5215-5359
 15. K.H. Ismail Siyad, **Harikumar R. Nair**, V.A. Narayanan, S. Sudhindran. Correlation between postoperative liver function tests and short term (<1 year) mortality following living donor liver transplantation. *J Clin Exp Hep* march 2013, Vol 3, 51.
 16. Ramamurthi P., **Nair H.-R**-Sudhinchan St Predictors of 100-Day Outcome and 3-Month Mortality in Living Donor Liver Transplant Recipients. *Liver transplantation* 2013;19:5274-5274)
 17. Rao H, Nair HR. Liver Transplant Outcome: Case Selection and Timing of Referral are the Keys. *KMJ*. 2015 Nov 16;8(4):12-7.
 18. Mathew Vadukoot L. Rajesh Gopalakrishna, Malini Eapen, **Harikumar R. Nair**, Ismail Siyad, Shine Sadasivan et al. Correlation of Insulin Resistance with Liver Histology in Obese Patients with NASH and in Lean. NASH. *Journal of Clinical and Experimental Hepatology*, 6, 531, July 2016
 19. Krishna Tejaswy, Harshavardhan Rao, Rajesh Gopalakrishna, Ismail Siyad, Shine Sadasivan, **Harikumar Nair** et al. Prognostic Value of Altered Liver Function Tests in Critically Ill Patients, *Journal of Clinical and Experimental Hepatology*, 5, 574, June 2015.
 20. V.K. Shakeer, Antony Paul Chettupuzha, **Harikumar R, A.** Syed Ashraf, K. Venugopal, R. Devishobana. Autonomic dysfunction in extrahepatic portal vein obstruction: Correlation with cardiovascular haemodynamics. *Trop Gastroenterol*. 2003; 24:17-21
 21. Harikumar R, Chettupuzha AP, Harish K, Kumar KS, Thomas. V, Sub site specific time trends of carcinoma stomach in North Kerala-a retrospective analysis. *Trop Gastroenterol*. 2005; 26:76-9.
 22. Harish K, Nitha, R, **Harikumar R**, et al. Prospective evaluation of abnormal liver function tests in pregnancy. *Trop*



Gastroenterol. 2005;26:188-93

23. Sandesh K, Varghese T, **Harikumar R**, Beena P, Sasidharan VP, Bindu CS, Tony J, Harish K, Sunil kumar K, Ramachandran TM. Prevalence of Hepatitis B and C in the normal population and high risk groups in north Kerala. Trop Gastroenterol. 2006;27(2):80-3.

24. **Harikumar R**, Raj M, Paul A, et al. Listening to music decreases need for sedative medication during colonoscopy: a randomized controlled trial. Indian J Gastroenterol. 2006; 25:3-5

25. Harish Kareem, **Harikumar R**, Kumar Sunil, Thomas Varghese. Efficacy and a safety of Rigillex pneumatic dilation of achalasia under direct endoscopy. Indian) Gastroenterol 2007;26:96-97

26. Harish K, **Harikumar R**, Sunil Kumar, Thomas V. Videoanoscopy - a useful technique in the evaluation of hemorrhoids. J Gastroenterol Hepatol. 2007, Sep14

27. Thomas V, Tony I, Harish K, **Harikumar R**, Sunilkumar K. Endoscopic abnormalities in the oesophagus after variceal sclerotherapy--a long-term follow up study. Trop Gastroenterol. 2007;28(1):24-7

28. Pancreatitis in Fulminant Liver failure due to rattol ingestion. I Clin Exp Hepatol. 2020

29. Rajesh Gopalakrishna, Preetham S. Hurkadli, Nazar K. Puthukudy, **Harikumar R. Nair**. Embolization of Portosystemic Shunt for Treatment of Recurrent Hepatic Encephalopathy. J Clin Exp Hepatol. 2014 Mar 4(1):60-2.

30. Chettupuzha AP, **Harikumar R**, Kumar SK, Thomas V, Devi SR, Pancreatic pseudocyst presenting as odynophagia. Indian Gastroenterol. 2004; 23:27-8

31. Devi SR, Ashraf SA, Kolassery 5, **Harikumar R**, Chettupuzha AP. Congenital esophageal duplication. Gastrointest Endosc 2004; 59:541

32. **Harikumar R**, Harish K, Aravindan KP, Thomas V. Testicular Choriocarcinoma with gastric metastasis presenting as haematemesis. Indian] Gastroenterol 2004; 23:233-4

33. Harish K, **Harikumar R**, Aravindan KP, Varghese T. Hepatobiliary pheohyphomycosis with secondary biliary cirrhosis. Trop Gastroenterol. 2004; 25:172-3.

34. Joseph A, Vijayan V, Paulose RR, **Nair HR**. Intestinal Spirochetosis in an Immunocompetent Patient. Journal of Gastrointestinal Infections. 2024 Jun 14;14(02):067-8.

35. Joseph A, Paul N, Lekshmi S, **Nair H**. Rare Case of Cannonball in the Colon. The Korean Journal of Gastroenterology. 2025 Apr 25;85(2):234-6.

- 
36. Harish K, **Harikumar R**, Kumar S, Thomas V. Tropical calcific pancreatitis presenting as kwashiorkor. Trop Gastroenterol;2004;25:178-
37. Ahammed SC, Menon A, **Harikumar R**, Harish K, Thomas V. Primary pneumatosis cystoides intestinalis with pneumoperitoneum and spontaneous resolution. Indian Gastroenterol. 2005;24:103.
38. Harish K, **Harikumar R**, Kumar S K, Varghese T. Hypertrophic osteoarthropathy associated with corrosive stricture of esophagus. Indian Gastroenterol. 2005;24:183-4.
39. Harish K, **Harikumar R**, Kumar RS, Sandesh K, Rajendran V, Thomas V. Umbilical haemorrhage as first manifestation in a case of cirrhosis. Trop Gastroenterol. 2005;26:93-4
40. Geo SK, Harikumar R, Varghese T, Rajan P, Aravindan KP. Isolated tuberculosis of gastric cardia presenting as perforation peritonitis. Indian J Gastroenterol. 2005;24:227-8.
41. Harish K, Harikumar R, Varghese T. Subconjunctival hemorrhage following diagnostic endoscopy. Trop Gastroenterol 2005;26:215.
42. **Harikumar R**, Simikumar, Aravindan KP, Thomas V. Abrikosoff's tumour of the esophagus: case report and review of literature. Trop Gastroenterol. 2006;27:52-3.
43. **R. Harikumar**, AP Chettupuzha, V Thomas, RV Raman, Vasu Chembukkara, Radiological Quiz-Chest. Ind/Radiol Imag. 2005;15: 137-138.
44. Varghese Thomas, **Harikumar R**, Antony Paul Chettupuzha, "Rarishk, Rajendran V. Raman, Sunil kumark. Resolarion of mydand cyst of the liver by spontaneous biliary rupture. Ultra sound international. 2004;10:16-18.
45. **Harikumar R**, Harish K, Varghese Thomas, Aravindan K.P. Tumour where the sun never shines: Rectal malignant melanoma, Calicut Medical journal. 2004;2:05
46. Harish K. varghese T, Najeeba R, **Harikumar R**. Pyoderma vegetans and ulcerative colitis. J Postgrad Med. 2006;52(4): 302-3
47. Harish K, **Harikumar R**, Thomas V, Feroze M, Rajan P. Small intestinal diverticulosis presenting as anasarca. Indian J Surg 2006;68:275-277
48. **Harikumar R**, Simi Kumar, Bobby Kumar, V Balakrishnan. Rapunzel Syndrome. Case re port and review of literature. Trop Gastroenterol 2007;28(1):37-8.
49. Geo Senil K, Harikumar R, Simi Kumar, Bobby Kumar, Arun Gopinath. Biliary Carcinoid presenting as acute cholecystitis. Tropical Gastroenterology 2007;28(1):37-8
50. **Harikumar R**, Pramod K, Pushpa M, Simi K, Arun G. Gastric

Lymphoma presenting as Phlegmonous Gastritis. *Gastrointest Cancer*. 2007;38(1):24-7.

51. K. Harish, **R. Harikumar**, V. Thomas: Phytobezoar secondary to gastric carcinoma: A Case Report. *The Internet journal of Gastroenterology*. 2008(7)1

52. **Harikumar R**, Kunnel P, Sunil raj R. Dissolution of Pharmacobezoar using carbonated beverage. *Indian J Gastroenterol*. 2008 Nov-Dec;27(6):245-6.

53. **Harikumar R**. Thomes N, Mathew T. Small cell carcinoma. occurring in a case of ulcerative colitis. *Trop Gastroenterol*. 2008 Oct-Dec 29(4):224-6.

54. **Harikumar R**, Noble T. Large lipomatous duodenal polyp causing intermittent gastric outlet obstruction. *Indian J Gastroenterol*. 2009 Jan-Feb 28

55. **Harikumar R**; Kumar, Simi. Colonoscopy and the role of music therapy: how to go about an ideal protocol? *World journal of gastroenterology*: 212007, Vol.13(23)

56. Harish Reddy Lingareddy, **Harikumar R Nair**, Joy Varghese Satishkumar Krishnan, Rajnikanth Patcha, Puneeth Dargan, Vivek Vij. Acute Pancreatitis Complicating Liver Transplantation in a Case of Fulminant Hepatic Failure Due to Yellow Phosphorus Poisoning *Clin Exp Hepatol*, Jan-Feb 2021;11(1) 154-156

57. **Harikumar R Nair**, Mathew L Vadukoot. Nonalcoholic Steatohepatitis, Chapter 35, *Practical Gastroenterology*, Ed. V. Balakrishnan, Jaypee, New Delhi, second edition 20

AREAS OF INTEREST/ PROJECTS CURRENTLY WORKING ON

1. Fibroprogression and cirrhosis in Living liver donors.
2. Pediatric fatty liver disease – sono- epidemiological survey.
3. Novel non invasive blood markers in MASLD



REFEREE / REVIEWER FOR INDEXED JOURNALS

1. Journal of Postgraduate Medicine (Medknow, part of Wolters Kluwer Health)
ISSN:0022-3859
MEDLINE/NLMID:2985196R
2. Indian Journal of Gastroenterology (Springer)
ISSN:0254-8860 (Print)
NLMID:8409436
3. American Journal of the Medical Sciences (Lippincot Williams &Wilkins)
ISSN:0002-9629
MEDLINE/NLMID:0370506
4. Case reports in Gastroenterology (Karger)
e-ISSN 1662-0631 (Online)
5. Journal of Gastrointestinal cancer. (Springer)
ISSN:1941-6628 (Print)
1941-6636 (Electronic)
NLMID:101479627
6. Indian journal of medical research (Medknow, part of Wolters Kluwer Health)
NLMID:0374701
7. Journal of Clinical and Translational Hepatology (Xia and He publishing inc, Texas)

LINGUISTIC PROFICIENCY

English ■ Malayalam ■ Hindi ■ Tamil

CLINICAL EXPERIENCE

"I have 25 years of Gastroenterology experience. After completing post doc fellowship in Gastroenterology (DM) in 2004, served two years as specialist and thereafter have been working as consultant Gastroenterologist from the year 2006 onwards. In 2010, I decided to evolve clinical focus in Hepatology and medical management of Liver transplantation; Spent nine months at a Canadian liver unit (2010-11) following which served as Transplant Hepatologist at Amrita Institute of medical sciences (AIMS), Kochi, Kerala,

CLINICAL EXPERIENCE

Yashoda group of Hospitals, Hyderabad and Gleneagles Global healthcity, Chennai. The Indian transplant programs were all predominantly living donor liver transplant program while the Canadian liver program where I underwent training was primarily a cadaveric transplant program (120-160 cases /year) with a good proportion of living donor cases as well (In fact, the largest living donor transplant program in North America). Having seen more than 1000 liver transplants with a good admixture of Living donor and cadaveric in the east and the west, I have accumulated sound working knowledge on case selection, Pre-liver transplant work up, post transplant management in the immediate post operative and long term follow up including Immunosuppression, infections and biliary complications. For further training on transplant post operative care I have spent a month at PENN transplant Institute, Philadelphia, USA(2014). In 2015 I underwent a Senior clinical fellowship in Hepatology with Hepatic hemodynamics as focus at INSELSPITAL, the University hospital of Berne. At INSEL, I was primarily put in a procedure track with protected research time. The procedure expertise which I gained during this tenure at Berne pertains to Hepatic vein pressure gradient measurement (HVPg), Trans jugular liver biopsy (TJLB) and Trans jugular intrahepatic Porto systemic shunt placement (TIPS).

I have served as Consultant Hepatologist for National Health Services, UK at Queen Alexandra Hospital, Portsmouth(2016-2017) and Director of Transplant Hepatology at Yashoda Hospital, Hyderabad(2017-2018) and as senior consultant Hepatologist & Transplant physician at Gleneagles Global Health City, Chennai(2019-2020). During 2020-2025, I have been working as visiting consultant tenure along at various locations in Kerala (for details, please refer clinic locations" in my webpage www.drharikumar.com).




Although my focus of practice is Hepatology, liver transplant medicine, endoscopic procedures pertaining to Gastroenterology—both diagnostic and therapeutic—are being regularly performed.

Procedural expertise is given below.
(Approximate procedure number: 2001-2025, >20,000)


1. Diagnostic Upper GI endoscopy
2. Diagnostic Colonoscopy & terminal ileoscopy
3. Endoscopic variceal Sclerotherapy (EST)
(Done more than 300; much less after 2006)
4. Endoscopic Variceal band ligation (EVL)
5. Savary Guillard dilatation
6. Pneumatic dilatation (CRE Balloon) of esophageal, colonic and pyloric strictures
7. Injection haemostasis for peptic ulcer bleed
8. Endoscopic haemo clip (Biclip & Triclip) application for peptic ulcer bleed
9. Thermoocoagulation for bleed control
10. Self Expanding Metallic Stent (SEMS) placement for Esophageal malignant strictures
11. Colonoscopic polypectomy using snare cautery
12. Colonic stenting (SEMS)
13. Colonic pneumatic dilatation (CRE)
13. Colonic pneumatic dilatation (CRE)
14. Percutaneous endoscopic gastrostomy (PEG)
15. Pneumatic dilatation (RIGIFLEX) for Achalasia cardia
16. Cyanacrylate Glue injection for Gastric fundal variceal bleed.
17. Foreign Body retrieval using Snare, Roth basket, Alligator forceps, ceser grasping / Rat tooth forceps
18. Liver biopsy (Trucut, USG guided) (>100)
(not performing this procedure from 2009 onwards)
19. Diagnostic and Therapeutic peritoneocentesis (>500)
(Not performing this from 2010)
20. Argon Plasma Coagulation (APC)
21. Endoscopic Retrograde Cholangiopancreatography (Therapeutic ERCP) (>300), performed mostly ERCP for post transplant biliary complications from 2011 onwards
22. SPYGLASS Cholangioscopy

- 23. Spyglass Cholangioscopy & Electrohydraulic Lithotripsy
- 24. Hepatic vein pressure gradient (HVPG) measurement; femoral >100, jugular 29
- 25. Transjugular Liver biopsy(TJLB) observed/assisted 29
- 26. Transjugular intrahepatic portosystemic shunt (TIPS). Observed/assisted-16
- 27. Endobariatrc procedure-Intra gastric Baloon placement for Obesity management

MEDICAL LICENSURE

 Travancore cochin Medical council: TCMC 24967	 Tamil Nadu Medical council: TNMC 135785	 General Medical council of United Kingdom: 7059201
---	--	---

MEMBERSHIP IN PROFESSIONAL/ACADEMIC BODIES

- | | |
|--|---|
| 1. Indian Medical Association(IMA-2005) |  |
| 2. Indian Society Of Gastroenterology(ISG-2007) |  |
| 3. Royal College Of Physicians of the UK(RCP-2009) |  |
| 4. American College Of Gastroenterology (ACG-2009) |  |
| 5. Indian Association of Study of Liver diseases (INASL-2011) |  |
| 6. European Association of Study of Liver diseases (EASL-2014) |  |
| 7. Liver Transplant Society Of India(LTSI-2018) |  |

ABSTRACTS PRESENTED IN NATIONAL AND INTERNATIONAL CONFERENCES

1. EASL (European Association of Study of Liver) fatty liver summit, Budapest, Hungary, February, 2026. Determinants of long-term remnant liver donor fibroprogression: the dysmetabolic connection.
2. EASL (European Association of Study of Liver) Fatty Liver Summit, Estoril, Portugal, February, 2025 Diagnostic accuracy and correlation of blood-based parameters fibrosis 4 (FIB-4) score, aspartate transaminase to platelet ratio index (APRI), neutrophil-lymphocyte ratio (NLR), platelet-to-lymphocyte ratio (PLR), and neutrophil percentage-to-albumin ratio (NPAR) with LSM and CAP values in metabolic dysfunction-associated steatotic liver disease (MASLD) patients.
3. APASL : Asiapacific Association of Study of Liver diseases, annual meeting, Kyoto, Japan , March, 2024. Non invasive evaluation of liver fibrosis- novel markers versus conventional.
4. ILTS 2022: International Liver Transplant Society: Joint International Congress held in Istanbul, Turkey, from May 4-7, 2022. Steatosis, inflammation, fibroprogression, and cirrhosis in remnant liver post-liver donation.
5. INASL 2022: Indian National Association for Study of the Liver (INASL-2022) held from August 4-7, 2022, INASL, Delhi 2022. First case of cirrhosis occurring in a liver donor.
6. LTSI- Liver transplant society of India, 2019 Annual national conference, Kochi, India. Therapeutic plasma exchange in peritransplant setting.
7. SASL (Swiss association of study of liver) annual meeting, September , 2016, Interlaken, Switzerland. Safety and radiation exposure in diagnostic hepatic hemodynamic techniques
8. ENDO 2017, Orlando, Florida, USA. Insulin Resistance, Metabolic Syndrome and Hepatic Fibrosis and Their Association with Vaspin and Fibronectin in Chronic Hepatitis C.
9. ESICON- (Endocrine Society of India 45th Annual Conference) 2015, December, Ahmedabad Metabolic syndrome, Insulin resistance (IR) and its association with adipocytokine levels, histological activity and fibrosis across genotypes in chronic hepatitis C
10. APASL (Asiapacific Association of Study of Liver disease), March, 2015, Istanbul, Turkey Hepatic Osteodystrophy - its bearing on functional class and etiology of chronic liver disease
11. ISGCON (Indian Society of Gastroenterology) National

ABSTRACTS PRESENTED IN NATIONAL AND INTERNATIONAL CONFERENCES

midterm meeting, 2014, Coimbatore, India. Hepatoviral risk among health care workers Profile of infections - 3 months post LDLT

12. EASL (European Association of Study of Liver diseases) Annual meeting, London, UK April 2014. "Hepatoadrenal syndrome: prevalence, Risk factors and bearing on mortality among cirrhotic patients"

13. ISGCON (Indian Society of Gastroenterology) Annual national meeting, Ahemedabad, November 2014. "Clinical, biochemical and histopathological profile of Non alcoholic steatohepatitis(NASH)"

14. ILTS (international Liver transplant Society) Annual meeting at Sydney, June 2013." Predictors of mortality and ICU stay in living donor liver transplantation"

15. INASL (Indian Association of study of liver diseases)- Annual national meeting at Hy-derabad, March 2013."Does MELD score predict post transplant mortality in LDLT?"

